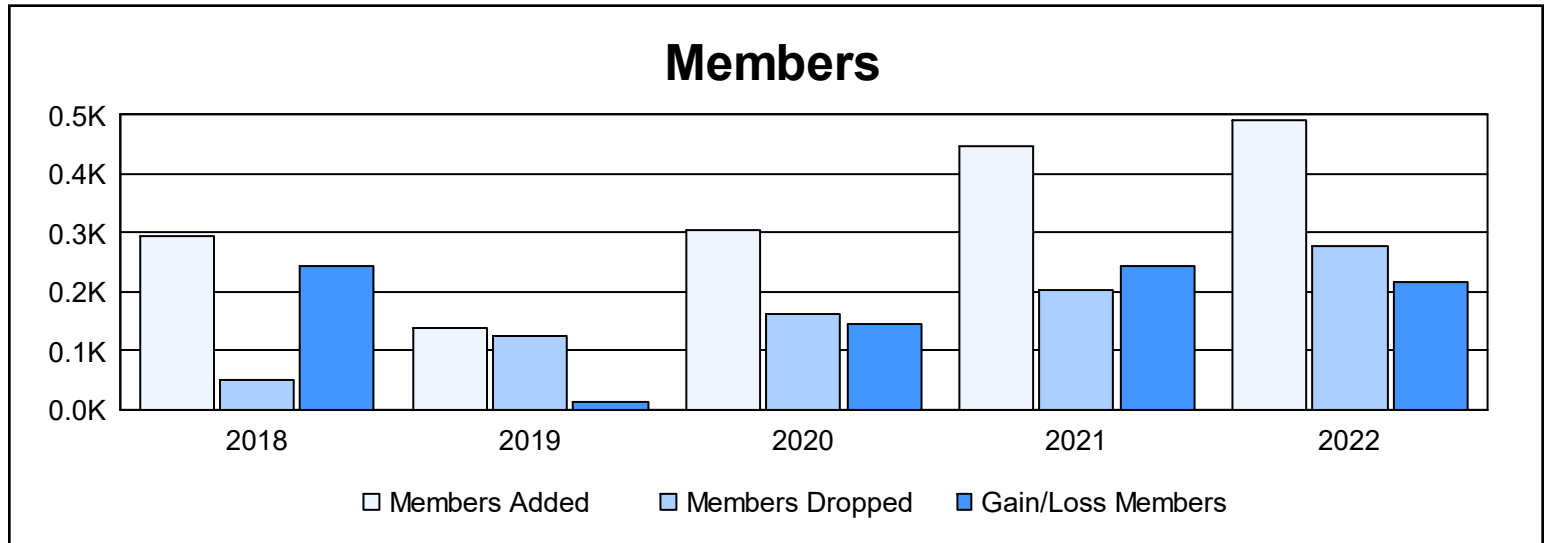
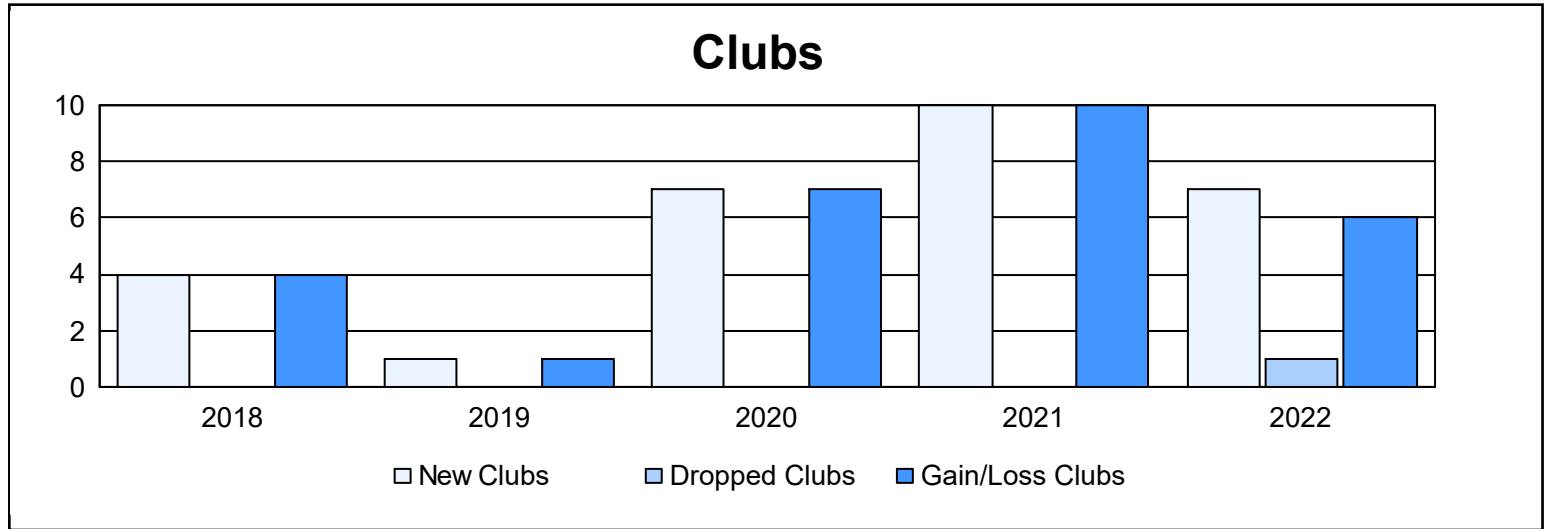
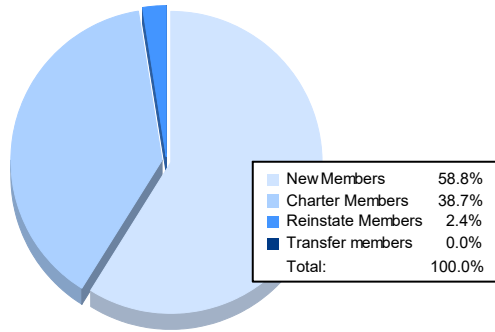


| Year | New Clubs | Dropped Clubs | Gain/ Loss Clubs | New Members | Charter Members | Reinstate Members | Transfer Members | Total Member Added | Total Members Dropped | Gain/ Loss Members |
|----------------|-----------|---------------|------------------|-------------|-----------------|-------------------|------------------|--------------------|-----------------------|--------------------|
| 2017-2018 | 4 | 0 | 4 | 162 | 129 | 1 | 1 | 293 | 50 | 243 |
| 2018-2019 | 1 | 0 | 1 | 68 | 63 | 3 | 4 | 138 | 125 | 13 |
| 2019-2020 | 7 | 0 | 7 | 133 | 166 | 3 | 3 | 305 | 161 | 144 |
| 2020-2021 | 10 | 0 | 10 | 145 | 297 | 5 | 0 | 447 | 202 | 245 |
| 2021-2022 | 7 | 1 | 6 | 290 | 191 | 12 | 0 | 493 | 278 | 215 |
| Average | 6 | 0 | 6 | 160 | 169 | 5 | 2 | 335 | 163 | 172 |



Membership Composition June 2022 Cumulative



Gender Composition June 2022 Cumulative

